



# INFLUENZA A H9N2 (AVIAN) MULTIPLEX qPCR TEST KIT USER GUIDE

CAT NO.: YSL-qPX-IC-H9N2-100

100 reactions  
with Internal Extraction Control and Lyophilised MasterMix

VERSION 5.11

For research use only



**YouSeq Ltd**  
8 Moorside Place  
Moorside Road  
Winchester  
SO23 7FX  
United Kingdom

+44 333 577 6697  
[hello@youseq.com](mailto:hello@youseq.com)

[youseq.com](http://youseq.com)










YOUSEQ

## INTENDED USE

This product is a qPCR test kit for detection of Influenza A H9 (Avian) (FluAH9) RNA and Avian Influenza A N2 (H9N2) (N2) RNA in good quality nucleic acid samples from a variety of sources. It is designed to be used by trained users in a suitable molecular biology laboratory environment.

## KIT CONTENTS

	Cap Colour	Volume
FluAH9 specific primer/probe (ROX Probe) N2 specific primer/probe (FAM Probe) Internal extraction control primer/probe (VIC/HEX Probe)		110 µl
Lyophilised Tetra OneStep 2X qRT-PCR MasterMix		1.1 ml*
FluA-H9N2(A) positive control template		500 µl*
Internal extraction control RNA template		500 µl*
MasterMix resuspension buffer		1.5 ml
DNase/RNase free water		1.5 ml
Template resuspension buffer		1.5 ml

\* Supplied lyophilised and requires resuspension before use, see resuspension step below for instructions

## RESUSPENSION

Resuspend the designated kit contents with the correct reagents as per the table below. Spin or gently tap the vials to ensure all the contents is at the bottom before opening.

After adding the resuspension reagent, pulse vortex the vials to ensure it is mixed well.

	Reagent	Volume
Lyophilised Tetra OneStep 2X qRT-PCR MasterMix	MasterMix resus. buffer	1.1 ml
FluA-H9N2(A) positive control template	Template resus. buffer	500 µl
Internal extraction control RNA template	Template resus. buffer	500 µl



YOUSEQ

## MATERIALS REQUIRED BUT NOT PROVIDED

RNA Extraction kit - This qPCR test kit will work well with high quality RNA derived from any extraction kit with minimal PCR inhibitors present.

qPCR instrument with minimum 3 colour detection (ROX, FAM and VIC/HEX).

Pipettes, micro centrifuge tubes and general laboratory equipment.

## KIT SPECIFICITY

The YouSeq qPCR test kit for detection of Influenza A H9N2 (Avian) (FluA-H9N2(A)) is designed to have the broadest detection profile possible and detect all clinically relevant strains. The primers and probes have very high (>95%) homology with all reference data within the NCBI database.

The target genes for Influenza A H9 (Avian) and Avian Influenza A N2 (H9N2) (HA gene and NA gene respectively) have been demonstrated to have unique sequences within these species making them ideal targets for highly specific detection of these pathogens.

If you require more specific data about the detection profile of the kit, please do not hesitate to contact our bioinformatics team : support@youseq.com

## USE OF RNA INTERNAL CONTROL

Add 5 µl of the internal extraction control RNA into the extraction/lysis buffer for each sample that you are extracting. Make sure not to add this RNA directly in to your biological sample as this may cause degradation of the control RNA.

Continue RNA extraction as per the manufacturer's method.

## qRT-PCR BENCH SIDE PROTOCOL

Clean and decontaminate all work surfaces, pipettes and other equipment prior to use to remove potentially contaminating nucleic acids.

### REACTION SET UP

Combine the following reagents to create a final test reaction:

Component	Volume
Tetra OneStep 2X qRT-PCR MasterMix	10 µl
FluA-H9N2(A) specific primer/probe	1 µl
Extracted Sample RNA	9 µl
<b>Final Volume</b>	<b>20 µl</b>

**Please note:** Work swiftly and on ice. YouSeq Tetra OneStep qRT-PCR MasterMix contains a powerful reverse transcriptase enzyme to deliver maximally efficient conversion of viral RNA to cDNA. This enzyme is active at room temperature. If left at room temperature in the presence of primers/probes the reverse transcriptase can react with the primers and probe to create artefacts that reduce assay sensitivity. Therefore, it is critical to store your primer/probe and MasterMix reaction mix on ice and for periods of no more than 30 minutes.

## NEGATIVE CONTROL

For a negative control reaction, repeat the reaction set up above replacing the sample RNA with DNase/RNase free water.



**Please note:** Make sure to seal the sample and negative control wells before proceeding to the positive control step.

## POSITIVE CONTROL

For a positive control reaction, repeat the reaction set up above replacing the sample RNA with 9 µl of the positive control template supplied with the kit.

## qPCR AMPLIFICATION PROTOCOL

Run the following PCR protocol:

**Please note:** If using a qPCR machine that uses ROX as a passive reference, then the passive reference must be turned off or set to “none” indicating no passive reference.

	Temperature	Time
RT Step	55°C	10 minutes
Hot Start	95°C	3 minutes
45 cycles	95°C	15 seconds
	60°C*	60 seconds

\*Make sure to collect fluorogenic data through ROX, FAM and VIC/HEX channels during this step



YOUSEQ

## INTERPRETATION OF RESULTS

When analysing Sample Cq values, YouSeq recommends checking the threshold within the run file before interpreting the data. We would suggest setting the threshold to 10% of the relevant positive control End Point Fluorescence (EPF).

### Positive control

Firstly, check the positive control performance. The positive control should amplify in a Cq range of approximately 18.5 +/-2. If the Cq range is not achieved, this would be a failed test and should be repeated.

**Please note:** The positive control in the kit is a representative sequence associated to the design's target region and does not contain the organism's entire genome.

The positive control does not include the internal control sequence. Therefore, the positive control should not be expected to amplify in the internal control channel.

### Negative control

In ideal circumstances, the negative control should deliver a flat line – negative result. However, it is not uncommon for background laboratory contamination to cause a very late signal. If this signal is  $\geq 5$  Cq values later than your sample signal then it can be considered negative and the result is viable.

If the negative control is  $< 5$  Cq later than the signal sample, then the result is inconclusive and the test should be repeated after potential sources of contamination have been removed.

The test is valid if the following conditions are met:

	ROX Channel	FAM Channel
Positive Control	+	+
Negative Control	-	-

### Positive samples

Samples that are positive for FluAH9/N2 will deliver a defined "sigmoidal" amplification plot.

### Internal extraction control

If your sample delivers a strong positive result then the internal extraction control is not required for data interpretation and can be ignored.

If your samples deliver a negative result, then the internal extraction control is useful to interpret the result. The Cq value from the internal extraction control will vary according to the amount of RNA in your sample. A late signal (Cq>28) indicates that only a small amount of host derived RNA was present in your sample. You may wish to repeat sample collection and then repeat the test in order to confirm the negative result.




YOUSEQ

## INTERPRETATION OF RESULTS CONTINUED

Results interpretation at a glance:

	qPCR Signal				
FluAH9 Sample (ROX Probe)	+	+	-	-	-
N2 Sample (FAM Probe)	+	-	+	-	-
Internal extraction Control (VIC/HEX Probe)	+/-	+/-	+/-	+	-
Result	Positive result FluAH9 and N2 specific RNA detected	Positive result FluAH9 specific RNA detected	Positive result N2 specific RNA detected	Negative Result	Failed test. Insufficient RNA





YOUSEQ

## MULTIPLEX TROUBLESHOOTING

	Trace	What can you see?	Cause	Action
1		One assay with greater end point fluorescence than another	Some fluorophores are brighter than others. Also, certain instruments detect different fluorophores with higher/lower efficiency	Analyse each channel individually so the Y-axis is correct for each fluorophore. or Analyse on logarithmic scale instead of linear scale
2		Traces for weak positives (with later Cq values) appear “leant over” or “flatter” without strong sigmoidal curve	Artefact formation typically driven by Reverse transcriptase	Minimise the time primer/probe spends in MasterMix during plate set up. Store reagents and set up plate on ice/cold block during experiment set up. Move swiftly to complete plate set up and commence qRT-PCR after plate set-up
3		Amplification/ unusual Cq value in unexpected fluorescent channel. Cq value/curve shape very similar to adjacent fluorescent channel	‘Bleed through’ or ‘cross talk’ between channels. Amplification from one fluorescent channel has been mistakenly identified in its adjacent channel (e.g., FAM identified as HEX)	Ensure manufacturer recommends the dye combination used in this kit.  Recalibrate qPCR instrument



## PRODUCT SPECIFICATIONS

### Storing your kit

Store at -20°C from arrival. The qPCR kits shelf life is outlined as an expiry date on the pouch label.

### Use good quality RNA

Poor quality input nucleic acid is the biggest cause of test failure. The kit will work well with any source of good quality RNA. Good quality is defined as RNA with high integrity (not degraded) and with low levels of inhibitors present.

### Regulatory status

This product has been developed for Research Use Only and is not intended for diagnostic use. It should not be used for diagnosis of disease unless specifically approved by the regulatory authorities in the country of use.

### Quality Control

In accordance with the YouSeq Ltd ISO EN 13485-certified Quality Management System, each lot of Influenza A H9N2 (Avian) Multiplex qPCR kit is tested against predetermined specifications to ensure consistent product quality. Design of the kit met our robust bioinformatic analysis requirements resulting in a clinically relevant detection profile based on available sequence information. The kit is periodically checked against newly available sequence information to remain clinically relevant.

### Technical Assistance

For customer support, please contact:

**e-mail:** [support@youseq.com](mailto:support@youseq.com)  
**phone:** +44 (0)333 577 6697

### Trademarks and Disclaimers

YouSeq®, ROX™

Registered names, trademarks, etc. used in this document, even if not specifically marked as such, are not to be considered unprotected by law.

Not available in all countries.

© 2023 YouSeq Ltd; all rights reserved.