



YOUSEQ

BORDETELLA

MULTIPLEX qPCR TEST HANDBOOK

For Research Use Only. Not intended for diagnostic use.

CAT NO.: YSL-qPX-EC-Bordetella-100

100 reactions
with Endogenous Control and Lyophilised MasterMix

VERSION 7.2



YOUSEQ

YouSeq Ltd
8 Moorside Place
Moorside Road
Winchester
SO23 7FX
United Kingdom

+44 (0) 333 577 6697
hello@youseq.com

youseq.com



YOUSEQ

INTENDED USE

This qPCR test offers an efficient and user-friendly solution for the detection of *Bordetella* in extracted nucleic acid from a variety of sources. It is intended for use by trained professionals in a suitable molecular biology laboratory.

SPECIFICITY AND SENSITIVITY

Specificity

The YouSeq qPCR test for detection of *Bordetella* is designed to have the broadest detection profile possible and detect all clinically relevant strains. The primers and probes typically have a $\geq 95\%$ homology with all reference data used, from relevant, publicly available databases at the time of design.

The target genes, outlined below, have been demonstrated to have distinctive sequence making them ideal targets for highly specific detection.


Bordetella pertussis (B.pertu): downstream of GAF domain-containing protein gene

Bordetella parapertussis (B.parap): downstream of *ssb* gene

For further information on the detection profile of the product, please do not hesitate to contact our team: support@youseq.com

Sensitivity

The qPCR test is suitable for the detection of these targets across a wide dynamic range. Under ideal PCR conditions the assay can detect less than 100 copies of the target in the PCR reaction.



CONTENTS

| Component | Cap Colour | Volume |
|--|---|---------|
| Multiplex primer/probe mix: B.pertu (ROX) B.parap (FAM) Endogenous Control (VIC/HEX) |  | 100 µL |
| Lyophilised Tetra™ 2X qPCR MasterMix |  | 1.1 mL* |
| MasterMix Resuspension Buffer (MMRB) |  | 1.5 mL |
| Bordetella Positive Control (PTC) |  | 500 µL* |
| Template Resuspension Buffer (TRB) |  | 1.5 mL |
| DNase/RNase Free Water |  | 1.5 mL |

* Supplied dried - requires resuspension. See instructions in resuspension section.

RECOMMENDED ADDITIONAL REAGENTS AND MATERIALS

Nucleic Acid extraction kit

General laboratory equipment (pipettes, pipette tips, (micro)centrifuge tubes, compatible strip tubes/plates, plate seals, etc.).

qPCR instrument with channels to detect ROX, FAM and VIC/HEX.

BEST PRACTICE

Decontamination:

Before beginning laboratory work, thoroughly decontaminate any work surfaces and pipettes being used, to eliminate potential contamination.

General use and set-up:

All components should be fully defrosted with contents at the bottom of the tube before opening. To ensure contents are at the bottom, centrifuge or gently tap the tube. After use, reagents should be returned to the freezer.

Once any reagents are resuspended, mark the tick box on the tube for future reference. After this, or after combining reagents, the tube should be pulse vortexed to ensure it is mixed well.

It is advised to set up the tubes/plate and reaction mix on ice to minimise artefact formation, which may reduce sensitivity.

When preparing the qPCR reaction mix, it is recommended to incorporate an overage when calculating the total number of reactions to compensate for potential volume losses incurred during pipetting.

Set-up environments:

It is best practice to set up qPCR tubes/plates in two different environments - a clean (no template) lab and PCR (template) lab.

No Template Control(s) (NTC) and Positive Control(s) (PTC) should be included in every run. To reduce contamination, NTCs and samples can be set up and sealed in a clean lab before moving to the PCR lab.



BENCH SIDE PROTOCOL

RESUSPENSION

Before first use, resuspend the designated component with the correct reagent and specified volume, as per the table below:

1. Add the resuspension reagent and pulse vortex the tube to ensure each is mixed well.

| Component | Reagent | Volume | Location |
|--------------------------------------|---------|--------|-----------|
| Lyophilised Tetra™ 2X qPCR MasterMix | MMRB | 1.1 mL | Clean lab |
| Bordetella Positive Control (PTC) | TRB | 500 µL | PCR lab |





YOUSEQ

qPCR REACTION SET-UP

1. Retrieve the required components and appropriate plasticware for qPCR reaction set-up.
2. In an appropriately sized (micro)centrifuge tube, combine the following reagents to create a reaction mix that will cover all required tube/wells (e.g. **samples**, **NTC** and **PTC**).

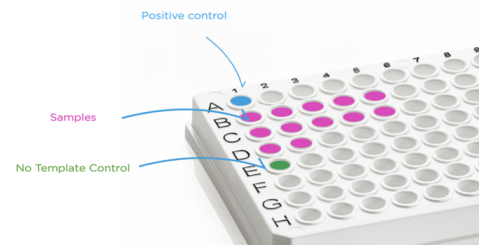
Please note: When calculating required reactions, include an overage to allow for volume loss during pipetting

| Component | Volume (per reaction) |
|--|-----------------------|
| Tetra™ 2X qPCR MasterMix | 10 µL |
| Bordetella Multiplex specific primer/probe mix | 1 µL |
| Reaction mix volume | 11 µL |

3. Mix the combined reagents by briefly vortexing or inverting.
4. Dispense 11 µL of the reaction mix into all required tubes/wells.
5. For the **NTC(s)**, add 9 µL of DNase/RNase Free Water into required tube/well(s).
6. For each extracted **sample**, add 9 µL into required tube/well(s).

Please note: It is best practice to seal the **NTC(s)** and **sample** tube/wells before proceeding to the positive control step.

7. For the **positive control(s)**, add 9 µL of the resuspended **PTC** into the required tube/well(s).
8. Seal the tube(s)/plate.
9. Briefly vortex the sealed tube(s)/plate, then spin in a centrifuge to ensure all reagents are fully resuspended and at the bottom of the tubes/wells before proceeding.



qPCR AMPLIFICATION PROTOCOL

1. Load the tubes/plate onto the qPCR instrument and set up the qPCR protocol following the table below.
2. Set the total reaction volume to 20 µL.

Please note: If using a qPCR instrument that uses ROX as a passive reference, ensure the passive reference is turned off or set to “none” before starting the run.

| Temperature | Time | Number of Cycles |
|-------------|------------|------------------|
| 95°C | 3 minutes | - |
| 95°C | 15 seconds | x 45 |
| 60°C | 60 seconds | |

Collect fluorogenic data through ROX, FAM, and VIC/HEX channels during this step.

3. Start the run.



INTERPRETATION OF RESULTS - OVERVIEW

If using single threshold analysis - YouSeq recommends setting the threshold at 10% of the End Point Fluorescence (EPF) for each channel.

- For the Target channel, use the **PTC** EPF to set the threshold.
- For the Endogenous Control, use the average EPF from **samples** to set the threshold.

Results interpretation:

| Reaction Type | | qPCR Signal (Cq) | |
|----------------------|-------------------------------|------------------|--------|
| Positive control: | | 18 ± 2 | 18 ± 2 |
| No template control: | | - | - |
| Sample | Endogenous Control: (VIC/HEX) | ≤ 28 | ≤ 28 |
| | Targets: (ROX, FAM,) | + | - |

Result

Positive result: target specific
Bordetella pertussis (ROX)
Bordetella parapertussis (FAM)

Negative result

Coinfection

Positive signals will be observed in multiple channels when a sample contains more than one target pathogen.

INTERPRETATION OF RESULTS - CONTROLS EXPLAINED

Positive control

The **PTC** should amplify in a Cq range of 18 ± 2 for each target. If this Cq range is not achieved, the sample test result for the associated target is invalid and should be repeated.

Please note: The positive control is a sequence representative of the target regions and does not contain the organism's entire genome. The positive control does not include the Endogenous Control sequence and should not be expected to amplify in the VIC/HEX channel.

No template control

The **NTC** well(s) should be negative, with no amplification.

Please note: Background laboratory contamination can result in a very late signal in **NTC** wells. If the **NTC** has amplification, comparison to the sample test result is necessary:


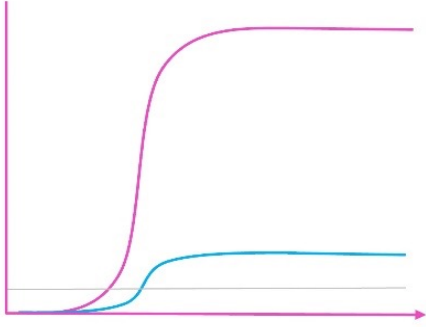
- If the **NTC** is ≥5 Cq later than the sample signal, it can be considered negative, and the sample test result is valid.
- If the **NTC** is <5 Cq later, the sample test result is invalid - the test should be repeated after potential sources of contamination have been removed.

Endogenous Control

Detection of the Endogenous Control is through the VIC/HEX channel. The Cq value from the Endogenous Control will vary according to the amount of DNA in the sample. A Cq value of ≤28 indicates a successful extraction has taken place with sufficient host derived DNA in the sample. If the signal is later than this, repeating the nucleic acid extraction is advised.

Please note: If the sample delivers a strong positive result for the target of interest, then amplification of the Endogenous Control may be affected and may appear later. In this case, lack of Endogenous Control amplification is acceptable, and the sample test result is valid.

MULTIPLEX TROUBLESHOOTING

| | 1 | 2 |
|-------------------|--|--|
| Trace |  |  |
| What can you see? | Different fluorescence levels between Targets | Unexpected low level of fluorescence, very similar to amplification from a different channel within the same well |
| Cause | Fluorescence depends on the assay design and the channel e.g. FAM channel is typically the brightest | 'Bleed-through' between channels; Amplification from one channel has been incorrectly assigned to a different channel e.g. fluorescence in FAM 'bleeding-through' to VIC/HEX |
| Action | Analyse each channel individually so the Y-axis is appropriate for that assay | Ensure instrument is compatible with the dye (s) used in this test and/or recalibrate qPCR instrument |



YOUSEQ

PRODUCT SPECIFICATIONS

Storage

Store at -20°C from arrival. The product's shelf life is outlined as an expiry date on the pouch label.

Suitable input material

This qPCR test will work well with any source of good quality nucleic acid. Good quality is defined as nucleic acid with high integrity (not degraded). Poor quality input nucleic acid is the leading cause of test failure.

Regulatory status

This product has been developed for Research Use Only and is not intended for diagnostic use. It should not be used for diagnosis of disease or infection unless specifically approved by the regulatory authorities in the country of use.

Quality Control

In accordance with the YouSeq Ltd ISO EN 13485-certified Quality Management System, each lot of Bordetella Multiplex qPCR Test Kit is tested against predetermined specifications to ensure consistent product quality. The primers/probe(s) typically demonstrate $\geq 95\%$ in silico specificity to their intended target and are periodically checked against newly available sequence information to maintain their detection profile.

Technical Assistance

For customer support, please contact:

e-mail: support@youseq.com

phone: +44 (0)333 577 6697

Trademarks and Disclaimers

YouSeq®, Tetra™, ROX™, VIC™.

Registered names, trademarks, etc. used in this document, even if not specifically marked as such, are not to be considered unprotected by law.

Not available in all countries.

© 2025 YouSeq Ltd; all rights reserved.