



YOUSEQ

AVOCADO SUNBLITCH VIROID qPCR TEST KIT HANDBOOK

CAT NO.: YSL-qP-IC-ASBV-100

100 reactions

with Internal Extraction Control and Lyophilised MasterMix

VERSION 7.3

For research use only



YOUSEQ

YouSeq Ltd
8 Moorside Place
Moorside Road
Winchester
SO23 7FX
United Kingdom

+44 333 577 6697
hello@youseq.com

youseq.com












YOUSEQ

INTENDED USE

This product is a qPCR test kit for detection and quantification of Avocado Sunblotch Viroid (ASBV) RNA in good quality nucleic acid samples from a variety of sources. It is designed to be used by trained users in a suitable molecular biology laboratory environment.

KIT CONTENTS

| | Cap Colour | Volume |
|--|---|---------|
| ASBV specific primer/probe (FAM Probe) |  | 100 µl |
| Internal extraction control primer/probe (VIC/HEX Probe) |  | 100 µl |
| DNase/RNase free water |  | 1.5 ml |
| Template Resuspension Buffer (TRB) |  | 1.5 ml |
| ROX passive reference dye |  | 10 µl |
| Lyophilised Tetra™ OneStep 2X qRT-PCR MasterMix |  | 1.1 ml* |
| MasterMix Resuspension Buffer (MMRB) |  | 1.5 ml |
| ASBV Positive control template |  | 500 µl* |
| Internal extraction control RNA template |  | 500 µl* |

* Supplied lyophilised and requires resuspension before use, see resuspension step below for instructions

RESUSPENSION

Resuspend the designated kit contents with the correct reagents as per the table below. Spin or gently tap the vial/tube to ensure all contents are at the bottom before opening.

After adding the resuspension reagent, pulse vortex the vial/tube to ensure each is mixed well.

| | Reagent | Volume |
|---|---------|--------|
| Lyophilised Tetra™ OneStep 2X qRT-PCR MasterMix | MMRB | 1.1 ml |
| ASBV Positive control template | TRB | 500 µl |
| Internal extraction control RNA template | TRB | 500 µl |



YOUSEQ

ROX (PLATFORM DEPENDENT)

ROX is required for platforms that use a passive reference dye. The table below outlines the platforms that require the addition of ROX in the MasterMix.

If ROX is required, dilute the ROX supplied according to the table below, then add 5µl to the fully resuspended Tetra™ MasterMix.

| | Instruments | Step 1: Volume of water to add to ROX tube | Step 2: Add to MasterMix vial |
|-----------------------|--|--|-------------------------------|
| High ROX Instruments: | Applied Biosystems 7700, 7000, 7900, 7300, StepOne, StepOne Plus, and Roche capillary Lightcyclers 2.0 | No Dilution Required | 5 µl |
| Mid ROX Instruments: | Stratagene MX | 75 µl | 5 µl |
| Low ROX Instruments: | Applied Biosystems 7500 Platform, ViiA7 platforms, Quantstudio | 130 µl | 5 µl |
| ROX Not Required: | All Other Machines | Not Required | Not Required |

MATERIALS REQUIRED BUT NOT PROVIDED

RNA Extraction kit – This qPCR test kit will work well with high quality RNA derived from any extraction kit with minimal PCR inhibitors present.

qPCR instrument with minimum 2 colour detection (FAM and VIC/HEX).

Pipettes, micro centrifuge tubes and general laboratory equipment.

KIT SPECIFICITY

The YouSeq qPCR test kit for detection and quantification of Avocado Sunblotch Viroid is designed to have the broadest detection profile possible and detect all clinically relevant strains. The primers and probes have very high (>95%) homology with all reference data within the NCBI database.

The target gene for Avocado Sunblotch Viroid (ASV sequence) has been demonstrated to have a distinctive sequence making it an ideal target for highly specific detection of the target.

If you require more specific data about the detection profile of the kit, please do not hesitate to contact our bioinformatics team : support@youseq.com



YOUSEQ

USE OF RNA INTERNAL CONTROL

Add 5 µl of the internal extraction control RNA into the extraction/lysis buffer for each sample that you are extracting. Make sure not to add this RNA directly in to your biological sample as this may cause degradation of the control RNA.

Continue RNA extraction as per the manufacturer's method.

qRT-PCR BENCH SIDE PROTOCOL

Clean and decontaminate all work surfaces, pipettes and other equipment prior to use to remove potentially contaminating nucleic acids.

REACTION SET UP

In a relevant sized sterile container (e.g., Microcentrifuge tube or Falcon tube), combine the following reagents to create enough Reaction Mix to cover all the required wells. Mix the combined reagents by briefly vortexing or inverting.

| Component | Volume | Volume x N |
|--|--------|------------|
| Tetra™ OneStep 2X qRT-PCR MasterMix | 10 µl | 10 x N |
| ASBV specific primer/probe | 1 µl | 1 x N |
| Internal extraction control primer/probe | 1 µl | 1 x N |
| Reaction Mix Volume | 12 µl | X µl |

Then dispense 12µl of the reaction mix into all the required wells and add 8µl of sample into the relevant wells.

| Component | Volume |
|---|--------|
| Reaction Mix (primer/probe & MasterMix) | 12 µl |
| Extracted Sample RNA | 8 µl |
| Final Volume | 20 µl |

Please note: It is critical to set up your plate and reaction mix on ice and start the PCR protocol within 30 minutes. YouSeq Tetra™ OneStep 2X qRT-PCR MasterMix contains a powerful reverse transcriptase enzyme to deliver maximally efficient conversion of viral RNA to cDNA. This enzyme is active at room temperature, and if left in the presence of the primers/probe mix can react to form artefacts, which reduces assay sensitivity.

NEGATIVE CONTROL

For a negative control, repeat the reaction set up above replacing the sample RNA with DNase/RNase free water.



Please note: We advise sealing the sample and negative control wells before proceeding to the post-PCR environment (positive control step).

POSITIVE CONTROL

In your designated post-PCR environment, perform a serial dilution of the Positive control template to create a six-point standard curve.

1. Add 90 μ l of TRB into 5 tubes and label them 2, 3, 4, 5 and 6.
2. Pipette 10 μ l of Positive control template into tube 2
3. Mix by pipetting up and down 5 times
4. Change pipette tip and pipette 10 μ l from tube 2 into tube 3
5. Mix by pipetting up and down 5 times

Repeat steps 4 and 5 for the remaining tubes to complete the dilution process.

Combine the following reagents for each point of the standard curve:


| Component | Volume |
|--|-----------------------------|
| Tetra™ OneStep 2X qRT-PCR MasterMix | 10 μ l |
| ASBV specific primer/probe | 1 μ l |
| Internal extraction control primer/probe | 1 μ l |
| DNase/RNase free water | 3 μ l |
| Designated dilution of Positive control template | 5 μ l |
| Final Volume | 20 μl |

The described standard curve provides a dynamic range as in the table below:

| Tube No. | Copies of Target / rxn |
|----------|------------------------|
| 1 | 1,000,000 |
| 2 | 100,000 |
| 3 | 10,000 |
| 4 | 1,000 |
| 5 | 100 |
| 6 | 10 |

Positive control standards 1-6

Other wells sealed to avoid contamination





YOUSEQ

qRT-PCR AMPLIFICATION PROTOCOL

This YouSeq kit will work with any qPCR instrument capable of detecting FAM and VIC/HEX.

Run the following qRT-PCR protocol:

| | Temperature | Time |
|-----------|-------------|------------|
| RT Step | 55°C | 10 minutes |
| Hot Start | 95°C | 3 minutes |
| 45 cycles | 95°C | 15 seconds |
| | 60°C* | 60 seconds |

*Make sure to collect fluorogenic data through both the FAM and VIC/HEX channels during this step

INTERPRETATION OF RESULTS

When analysing Sample Cq values, YouSeq recommends checking the threshold within the run file before interpreting the data. We would suggest setting the threshold to 10% of the relevant positive control End Point Fluorescence (EPF).

Positive control

Firstly, check the positive control performance. The undiluted positive control should amplify in a Cq range of 18.5 ±2. If the Cq range is not achieved, this would be a failed test and should be repeated.

If running a positive control standard curve for a quantitative result, then an efficiency between 90% to 110% will provide the most accurate quantification. This will be automatically calculated by your analysis software. If it falls outside of this range, then preparing a fresh standard curve and repeating the run may improve the efficiency value.

Please note: The supplied positive control is a sequence representative of the target region and does not contain the organisms entire genome. The positive control does not include the control sequence and therefore, should not be expected to amplify in the VIC/HEX channel.

Negative control

In ideal circumstances, the negative control should deliver a flat line - negative result. However, it is not uncommon for background laboratory contamination to cause a very late signal. If the negative control signal is ≥5 Cq values later than your sample signal, then it can be considered negative and the sample result is valid.

If the negative control is <5 Cq later than the sample, the result is invalid and the test should be repeated after potential sources of contamination have been removed.

The test is valid if the following conditions are met:

| | FAM Channel |
|---------------------------|-------------|
| Positive Control (Tube 1) | + |
| Negative Control | - |

INTERPRETATION OF RESULTS CONTINUED

Positive samples

Samples that are positive for Avocado Sunblotch Viroid will deliver a defined "sigmoidal" amplification plot. Your qPCR instrument software will calculate a quantitative result for these signals by comparing the signal to the positive control standard curve. Results will be presented as target copy number.

Internal extraction control

Detection of the internal extraction control is through the VIC/HEX channel. This control gives information about the efficiency of your RNA extraction step. Cq values in the range 28±3 indicate a good quality extraction has taken place. If your signal is later than this, you may wish to consider repeating the RNA extraction.

Results interpretation at a glance:

| | qPCR Signal | | |
|---------------------------------------|-----------------|-----------------|---------------------------------------|
| | Positive result | Negative result | Failed test. Insufficient extraction. |
| ASBV (FAM) | ≤35 | - | - |
| Internal extraction control (VIC/HEX) | +/- | + | - |
| Positive control (FAM) | + | + | + |
| Negative control | - | - | - |
| Result | | | |





YOUSEQ

PRODUCT SPECIFICATIONS

How sensitive is my kit?

The kit is suitable for the detection of Avocado Sunblotch Viroid, across a wide dynamic range. Under ideal PCR conditions the kit can detect less than 100 copies of the target in the PCR reaction.

Storing your kit

Store at -20°C from arrival. The qPCR kits shelf life is outlined as an expiry date on the pouch label. Once you have prepared the positive control standard curve it can be stored frozen. However, if you observe a shift in Cq values in the standard curve over time a fresh standard curve should be prepared.

Use good quality RNA

Poor quality input nucleic acid is the biggest cause of test failure. The kit will work well with any source of good quality RNA. Good quality is defined as RNA with high integrity (not degraded) and with low levels of inhibitors present.

Regulatory status

This product has been developed for Research Use Only and is not intended for diagnostic use. It should not be used for diagnosis of disease unless specifically approved by the regulatory authorities in the country of use.

Quality Control

In accordance with the YouSeq Ltd ISO EN 13485-certified Quality Management System, each lot of Avocado sunblotch viroid (ASBV) qPCR Test Kit is tested against predetermined specifications to ensure consistent product quality. The design of the kit met our robust bioinformatic analysis requirements resulting in a clinically relevant detection profile based on available sequence information. The kit is periodically checked against newly available sequence information to remain clinically relevant.

Technical Assistance

For customer support, please contact:

e-mail: support@youseq.com

phone: +44 (0)333 577 6697

Trademarks and Disclaimers

YouSeq®, Tetra™, ABI Prism® (Applied Biosystems); CFX96™ (Bio-Rad); Rotor-Gene®, QIAamp®, QIASymphony® (QIAGEN); LightCycler® (Roche), ROX™ (Thermo Fisher Scientific).

Registered names, trademarks, etc. used in this document, even if not specifically marked as such, are not to be considered unprotected by law.

Not available in all countries.

© 2024 YouSeq Ltd; all rights reserved.